

No Grounding!



High Impact Polymer Pool & Spa Rails and Ladders

Product List

**SPECIFY COLOR WHEN ORDERING** - 5 standard colors: White (W), Beige (B), Grey (G), Taupe (T), & Black (Bk)

POOL RAILS & LADDERS				
PART #	ITEM	Width	Height	
<b>Deck Mounted - 2 Bend Handrails – sold in pairs</b> (including matching color escutcheons)				
P-230-D		30"	24"	
P-232-D		32"	24"	
P-236-D		36"	24"	
P-240-D		40"	24"	
<b>2 &amp; 3 Bend Handrails – Deck-to-Pool</b> (including matching color escutcheons)				
P-248 (2 Bend)		48"	32"	
P-260 (2 Bend)		60"	32"	
P-348DTP (3 Bend)		48"	32"	
P-360 (3 Bend)		60"	32"	
P-366 (3 Bend)		66"	32"	
P-372 (3 Bend)		72"	32"	
<b>Ring Rail</b>				
P-329		29"	19"	
<b>Return-to-Deck Handrail/Grab Rails (Figure 4)</b> (including matching color escutcheons)				
P-326 3 Bend		26"	30"	
P-330 3 Bend		30"	30"	
P-340 3 Bend		40"	32"	
P-348RTD 3 Bend		48"	32"	
P-448 4 Bend		48"	32"	
<b>Cross Braced - Return-to-Deck</b> (including matching color escutcheons)				
PC-448 4 Bend		48"	32"	
PC-352 3 Bend		52"	32"	
PCD-354 (3 Bend Dip)		54"	32"	
<b>"Pretzel" - Return-to-Deck – sold in pairs</b> (including matching color escutcheons)				
P-329-Z (3 Bend)		29"	29"	
P-429-Z (4 Bend)		29"	29"	
<b>Ladders – In-Ground</b> (including matching color escutcheons)				
P-324-L2 2 Step		24"	44"	
P-324-L3 3 Step		24"	53"	
P-324-L4 4 Step		24"	62"	
P-324-L5 5 Step		24"	72"	
P-529-L3 3 Step Camelback		29"	55"	
P-421-LP2 2-Step		21"	43"	
P-421-LP3 3-Step		21"	53"	SAFTRON "Elite" Series Parallel Pool Ladders.
P-421-LP4 4-Step		21"	63"	
P-421-LP5 5-Step		21"	73"	
P-326-SL3 3 Step		7"	26"	"Split-ladders" Wall mounted <i>pool-cover friendly</i> . Price includes 2 SB-3 bases, mounting hardware for ladder & 2 matching P-326 return-to-deck rails. (For in-ground concrete pools).
P-326-SL4 4 Step		7"	35"	
P-321AG-L4 4 Step		21"	72" (max)	Adjustable (cut-to-size), deck surface-mount ladder for above-ground pools. Price includes two matching SB-3 bases & mounting hardware.
<b>Ladders – In-ground, Commercial, Cross-braced</b> (including matching color escutcheons)				
P-324-LC3 3 Step		24"	67"	
P-324-LC4 4 Step		24"	79"	
P-324-LC5 5 Step		24"	91"	
P-330-LC3 3 Step		30"	67"	
P-330-LC4 4 Step		30"	79"	
P-330-LC5 5 Step		30"	91"	

Contact us for a custom design or color quote.  
 Miami, FL – USA: Tel. 305-233-5511 - Fax orders to: 305-251-8826 - [www.saftron.com](http://www.saftron.com)  
 Product descriptions are subject to change without notice.

No Grounding!















High Impact Polymer Pool & Spa Rails and Ladders








Product List

**SPECIFY COLOR WHEN ORDERING - 5 standard colors: White (W), Beige (B), Grey (G), Taupe (T), & Black (Bk)**

**SPA RAILS**

PART #	ITEM	Width	Height
<b>Spa handrails for in-ground Spas</b>			
S-326	 <b>Spa Return-to-deck Rail.</b> 3 Bend – 2 Post. (Horizontal bar 23" above ground. Includes matching color escutcheons).	26"	42"
SF-24	 <b>Spa Floor Rail.</b> Single post to floor for in-ground spas. (Can be installed in-ground with optional ANCH-1 Anchor Socket, or above-ground with optional SB-3 Base. Horizontal bar 5" above ground if installed in-ground, 9" if installed above ground. Includes matching color escutcheon).	18"	24"
<b>Spa handrails for above-ground Spas</b>			
SS-36	 <b>Spa Step Rail.</b> Mounts to spa-steps. Includes SB-F "lift & turn base" and mounting hardware. (Horizontal bar 22" above installation surface).	18"	36"
SF-48	 <b>Spa Floor Rail.</b> Mounts to floor. Includes SB-F "lift & turn base" and mounting hardware. (Horizontal bar 34" above installation surface).	18"	48"
SF-59	 <b>Spa Floor Rail.</b> Mounts to floor. Includes SB-F "lift & turn base" and mounting hardware. (Horizontal bar 45" above installation surface).	18"	59"
SSF-48	 <b>Spa Side &amp; Floor Rail.</b> Mounts to floor & Spa side. Includes SB-F "lift & turn base" and mounting hardware. (Horizontal bar 34" above installation surface).	18"	48"
SSF-59	 <b>Spa Side &amp; Floor Rail.</b> Mounts to floor & Spa Side. Includes SB-F "lift & turn base" and mounting hardware. (Horizontal bar 45" above installation surface).	18"	59"
SUB-48	 <b>Under-Spa Bracket &amp; Rail.</b> Black base rail support slides under Spa. Includes SB-F "lift & turn base" and spa-side mounting hardware for optional added support. (Horizontal bar 34" above installation surface).	18"	48"
SUB-59	 <b>Under-Spa Bracket &amp; Rail.</b> Black base rail support slides under Spa. Includes SB-F "lift & turn base" and spa-side mounting hardware for optional added support. (Horizontal bar 45" above installation surface).	18"	59"
<b>Spa Accessories</b>			
PS-ST	 <b>Snap-on tray</b> with drink holder. Attaches without tools (or damage) to vertical Pool & Spa rails or tubular furniture. 11" x 8.5". Colors match SAFTRON Rails.	11"	5.5"
SX-24	 <b>Towel / Grab Bar.</b> Attaches to side of Spa. Mounting hardware (suitable for most spas) included. Colors match SAFTRON Rails.	24"	3" – 5"
SX-36	 <b>Towel / Grab Bar.</b> Attaches to side of Spa. Mounting hardware (suitable for most spas) included. Colors match SAFTRON Rails.	36"	3" – 5"

**SAFETY SUPPORT AND EXERCISE BAR KITS for Concrete or Marcite Pools**

SAFTRON Safety / Exercise Support Rails attach directly to pool wall at each post location with no need for grounding. Kits include all necessary hardware for 15 minute installation.		Width	Length
X-09	 <b>Safety / Exercise Support Bar Kit</b> (2 post) <u>Sold in Pairs</u>	3" – 5"	9"
X-24	 <b>Safety / Exercise Support Bar Kit</b> (2 post)	3" – 5"	24"
X-36	 <b>Safety / Exercise Support Bar Kit</b> (2 post)	3" – 5"	36"
X-48	 <b>Safety / Exercise Support Bar Kit</b> (2 post)	3" – 5"	48"
X-60	 <b>Safety / Exercise Support Bar Kit</b> (3 post)	3" – 5"	60"
X-72	 <b>Safety / Exercise Support Bar Kit</b> (3 post)	3" – 5"	72"
X-C	 <b>Safety Support &amp; Exercise Bar Kit - Custom</b> (Replace "C" with custom number of inches up to 120 Max. Call for quote on custom rails longer than 120").	3" – 5"	

Call (Ph. 305-233-5511) or FAX Drawing (FAX: 305-251-8826) for Safety / Exercise Support Rails longer than 10', Custom Curved, or Custom "Made-to-Fit" Pool Perimeter Safety Support Rails.

Custom designs and colors available.  
Product descriptions are subject to change without notice.

Miami, FL – USA: Tel. 305-233-5511 - Fax orders to: 305-251-8826  
Full product specifications are available online at: [www.saftron.com](http://www.saftron.com)












No Grounding!



High Impact Polymer Pool & Spa Rails and Ladders

**Product List**

**SPECIFY COLOR WHEN ORDERING - 5 standard colors: White (W), Beige (B), Grey (G), Taupe (T), & Black (Bk)**

ACCESSORIES, INSTALLATION HARDWARE & TOOLS				
PART #		ITEM	Width	Height
<b>Pool Ladder Hardware &amp; Replacement Components</b>				
P-LS20		<b>Ladder Step</b> – Non-corroding, 3.75" wide, high impact polypropylene replacement step for any standard pool ladder. Colors match SAFTRON railings. Unit price.	3.75"	20" Long
P-LS20 (Cs)		<b>As above.</b> Case price = 24 units. Mixed colors allowed.		
PL-LS-HDW		<b>Marine Grade 316SS Step Hardware.</b> To mount one ladder step. (2 bolts, 2 washers, 2 nuts).		
PL-LS-HDW (Cs)		<b>As above.</b> Case price = 24 sets (48 bolts, 48 washers, 48 nuts).		
ESC (pair)		<b>Escutcheons – High Impact Vinyl (pair).</b> 1.9" ID to fit all standard pool rails. Colors match SAFTRON rails.	6" Diam.	.75"
ESC (pair) (Cs)		<b>As above.</b> Case price (24 sets = 48 units). Mixed colors allowed.		
P-BP19 (pair)		<b>Ladder Bumpers</b> – Replacement 1.9" ID x 2.7" OD Rubber Bumpers for use with any standard pool ladder.	2.7" OD	1.0"
P-BP19 (pair)(Cs)		<b>As above.</b> Case price (24 pairs = 48 units).		
<b>Pool &amp; Spa Accessories</b>				
PS-ST		<b>Snap-on tray</b> with drink holder. Attaches without tools (or damage) to vertical Pool & Spa rails or tubular furniture. 11" x 8.5". Colors match SAFTRON Rails.	11"	5.5"
SX-24		<b>Spa Towel Bar.</b> Attaches to side of Spa. Mounting hardware (suitable for most spas) included. Colors match SAFTRON Rails.	24"	3" – 5"
SX-36			36"	3" – 5"
<b>Installation Hardware &amp; Tools</b>				
ANCH-1		<b>Non-corroding Composite Anchor Socket.</b> For use with any 1.90" OD pool or spa rail or ladder. Includes grounding tab. (Grounding not required when used with SAFTRON rails).	4"	4.25"
ANCH-1 (Cs)		<b>As above.</b> Case price = 48 units.		
P-JIG-L		<b>Installation Jig.</b> To align & support anchor sockets during installation. Re-usable. Spacing pre-set for standard ladders. Includes two built-in 360° spirit levels.	20"	16"
P-JIG-RTD		<b>Installation Jig.</b> As above but with spacing pre-set for return-to-deck rails. Includes one built-in 360° spirit level.	8"	16"
SB-F		<b>6" Surface Mounting, Sturdy Polymer Base</b> for all 1.9" OD Pool & Spa Rails, Ladders, Slides, Canopies, Umbrellas & Safety Railings. Colors match SAFTRON rails. (Includes set-screws & stainless mounting hardware).	5.2"	6"
SB-F (Cs)		<b>As above.</b> Case price = 24 units). Mixed colors allowed.		
SB-3		<b>3" Surface Mounting, Sturdy Polymer Base</b> for all 1.9" OD Pool & Spa Rails, Ladders, Slides, Canopies, Umbrellas & Safety Railings. Colors match SAFTRON rails. (Includes set-screws & stainless mounting hardware).	5.2"	3"
SB-3 (Cs)		<b>As above.</b> Case price = 24 units). Mixed colors allowed.		
Etc...		<b>Holes Drilled.</b> Optional 1/2" diameter holes for rebar drilled upon request. (Price per rail).		

**Custom designs and colors also available.**  
**Product descriptions are subject to change without notice.**  
**Full product specifications and warranty information are available online at: [www.saftron.com](http://www.saftron.com)**

**Miami, FL – USA: Tel. 305-233-5511 - Fax: 305-251-8826**